

Discrimination in the EU in 2012

EU27



Number of interviews:
26.622

Fieldwork:
02/06-17/06/2012

IT



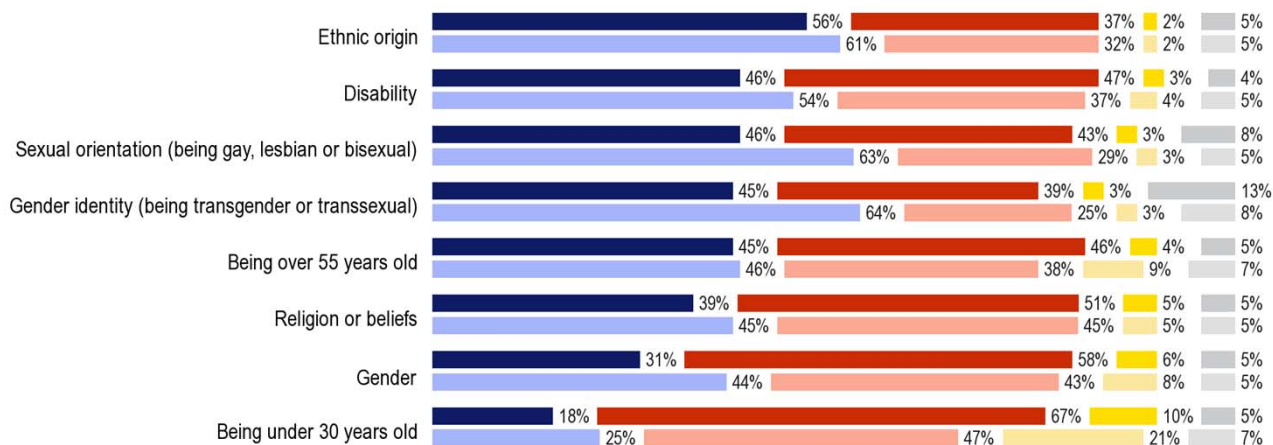
Number of interviews:
1.026

Fieldwork:
02/06-17/06/2012

Methodology: face-to-face

1. PERCEPTIONS OF DISCRIMINATION

QC1. For each of the following types of discrimination, could you please tell me whether, in your opinion, it is very widespread, fairly widespread, fairly rare or very rare in (OUR COUNTRY)? Discrimination on the basis of...



Total 'Widespread'

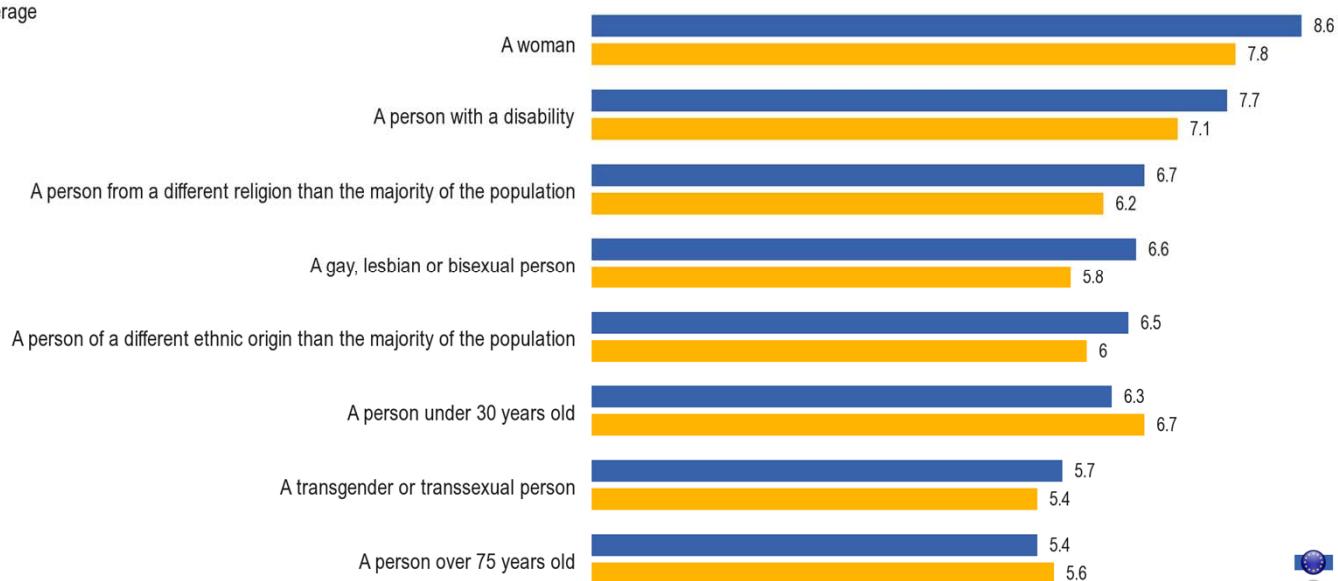
Total 'Rare'

Non-existent (SPONTANEOUS)

Don't know

QC5. And using a scale from 1 to 10, please tell me how you would feel about having someone from each of the following categories in the highest elected political position in (OUR COUNTRY)? '1' means that you would feel "totally uncomfortable" and '10' that you would feel "totally comfortable".

Average



Discrimination in the EU in 2012

EU27



Number of interviews:
26.622

Fieldwork:
02/06-17/06/2012

IT



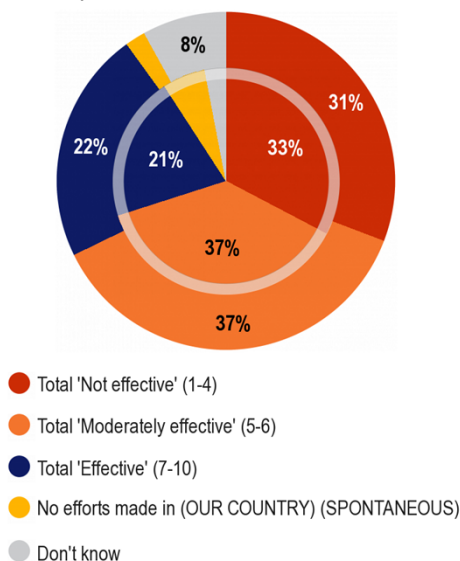
Number of interviews:
1.026

Fieldwork:
02/06-17/06/2012

Methodology: face-to-face

2. PUBLIC POLICIES COMBATTING DISCRIMINATION

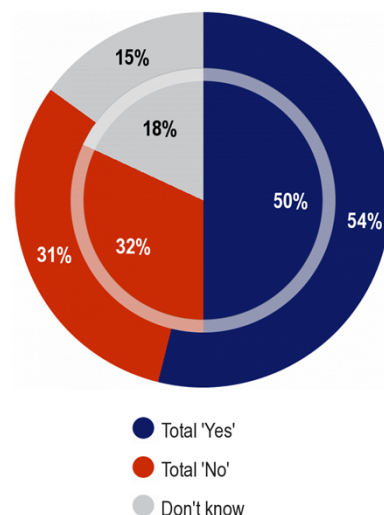
QC7. Using a scale from 1 to 10, please tell me if you think that the efforts made in (OUR COUNTRY) to fight all forms of discrimination are effective. '1' means you consider that these efforts are "not at all effective", and '10' that you consider that these efforts are "very effective".



EU27 Outer pie

IT Inner pie

QC9. Do you think that due to the economic crisis the policies promoting equality and diversity in (OUR COUNTRY), are being regarded as less important or are receiving less funding?

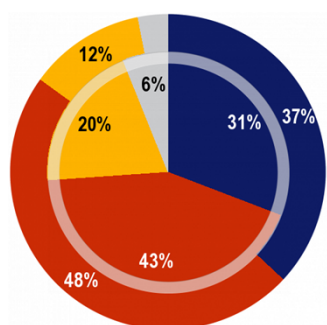


EU27 Outer pie

IT Inner pie

3. AWARENESS OF ONE'S RIGHTS AS A VICTIM

QC8. Would you know your rights if you were the victim of discrimination or harassment?



EU27 Outer pie

IT Inner pie

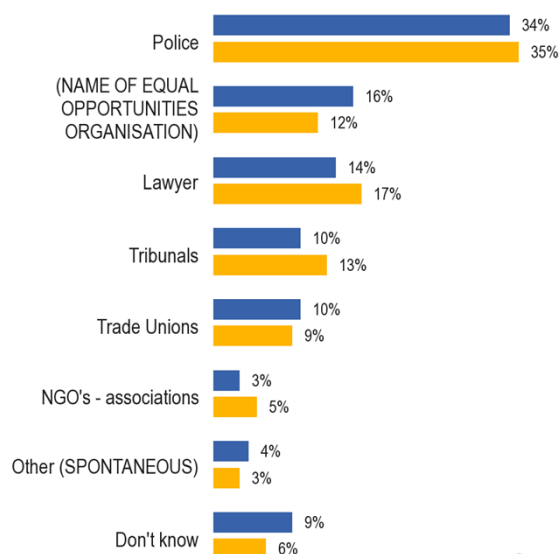
Legend:

- Yes
- No
- That depends (SPONTANEOUS)
- Don't know

EU27		IT	
EB77.4	EB77.4-EB71.2	EB77.4	EB77.4-EB71.2
37%	+ 4	31%	+ 6
48%	- 4	43%	- 5
12%	=	20%	- 1
3%	=	6%	=

Evolution June 2012-May/June 2009

QC12. If you were the victim of discrimination or harassment, to whom would you prefer to report your case?



EU27
IT

EUROBAROMETER 77.4 RESULTS FOR ITALY



Discrimination in the EU in 2012

EU27 

Number of interviews:
26.622

Fieldwork:
02/06-17/06/2012

IT 

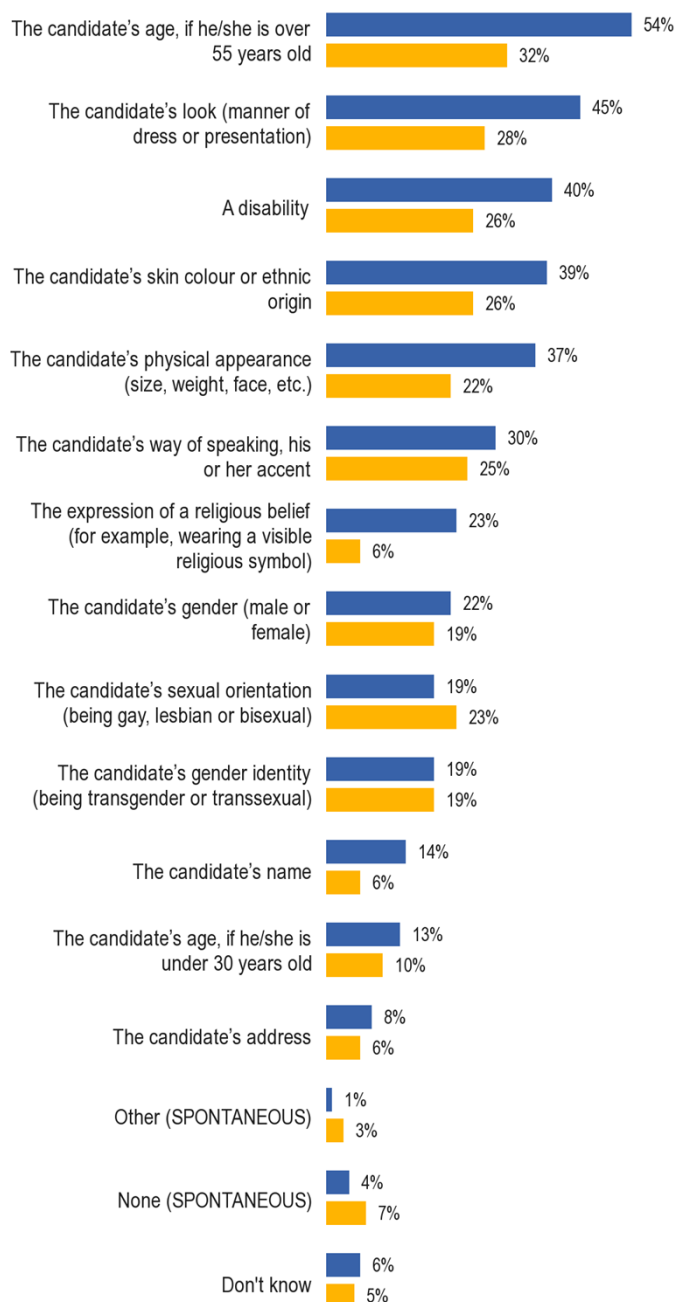
Number of interviews:
1.026

Fieldwork:
02/06-17/06/2012

Methodology: face-to-face

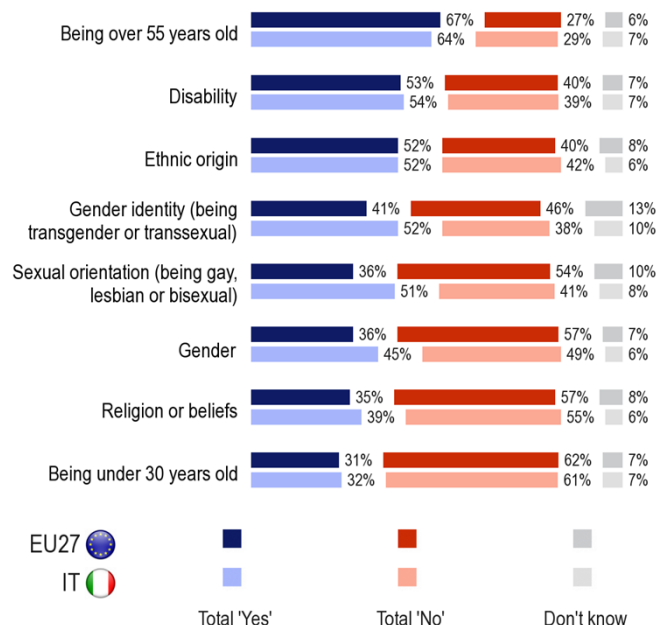
4. VIEWS ABOUT EQUAL OPPORTUNITIES IN EMPLOYMENT

QC4. In (OUR COUNTRY) when a company wants to hire someone and has the choice between two candidates with equal skills and qualifications, which of the following criteria may, in your opinion, put one candidate at a disadvantage?

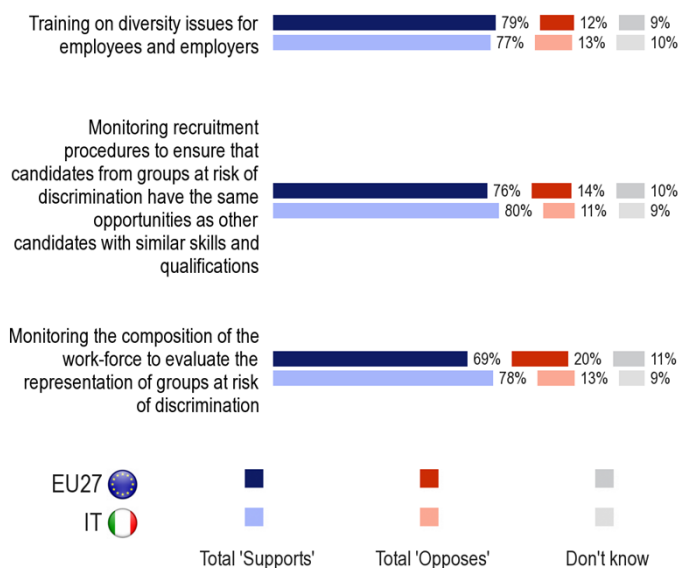


 EU27
 IT

QC10. Do you think that the economic crisis is contributing to an increase in discrimination on the basis of ... in the labour market?



QC6. To what extent do you support or oppose the following measures in the work place to foster diversity?



EUROBAROMETER 77.4 RESULTS FOR ITALY



Discrimination in the EU in 2012

EU27



Number of interviews:
26.622

Fieldwork:
02/06-17/06/2012

IT



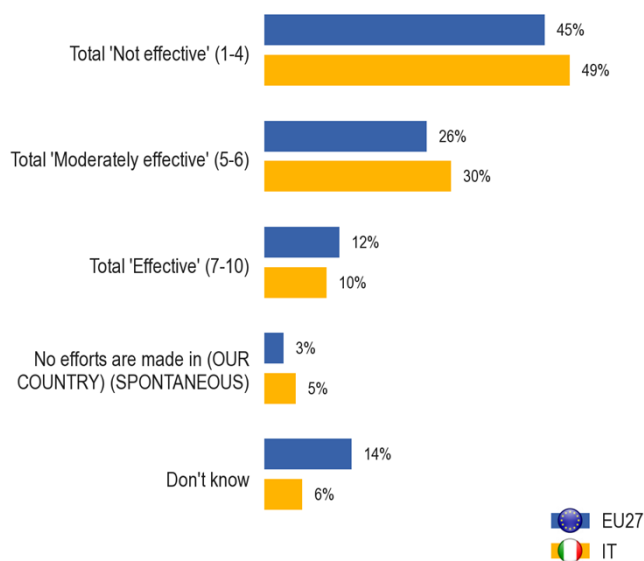
Number of interviews:
1.026

Fieldwork:
02/06-17/06/2012

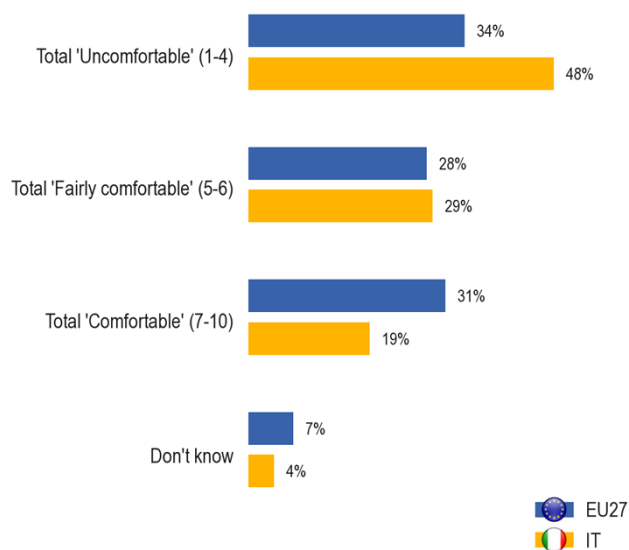
Methodology: face-to-face

5. PERCEPTIONS OF THE ROMA SITUATION IN SOCIETY

QC15. Using a scale from 1 to 10, please tell me if you think that the efforts made in (OUR COUNTRY) for the integration (in the fields of education, health, housing and employment) of its Roma population are effective. '1' means you consider that these efforts are "not at all effective" and '10' that you consider that these efforts are "very effective".

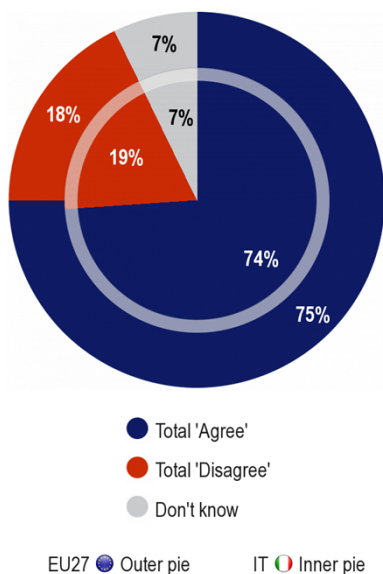


QC16. Using a scale from 1 to 10, please tell me how, in your opinion, (NATIONALITY) citizens would feel about their children having Roma schoolmates? '1' means that (NATIONALITY) citizens would feel "totally uncomfortable" and '10' that they would feel "totally comfortable".



QC17.1. Please tell me whether you totally agree, tend to agree, tend to disagree or totally disagree with each of the following statements.

The Roma are a group of people at risk of discrimination



QC17.2. Please tell me whether you totally agree, tend to agree, tend to disagree or totally disagree with each of the following statements.

Society could benefit from a better integration of the Roma

